


# TRI-SET

600 kPa 500 kPa 350 kPa

## SELECTABLE PRESSURE LIMITING VALVE

**ONE VALVE  
 WITH THREE  
 PRESSURE  
 SETTINGS**



PATENT PENDING  
 NO. 201 320 5201



### TRI-SET SELECTABLE PRESSURE LIMITING VALVE, PLV

The "TRI-SET" range is available in 15mm and 20mm compression and 15mm and 20mm female connections which incorporate three selectable pressure settings within the one compact valve, 350, 500 and 600kPa.

The valve is manufactured from durable DR brass and the internal waterways have been engineered to give optimum flow characteristics.

### INSTALLATION

AVG valves must be installed by a licensed plumber in accordance with these instructions, AS/NZS 3500 the building code and any local requirements.

#### IMPORTANT NOTE: FLUSH ALL PIPEWORK BEFORE INSTALLING THE VALVE

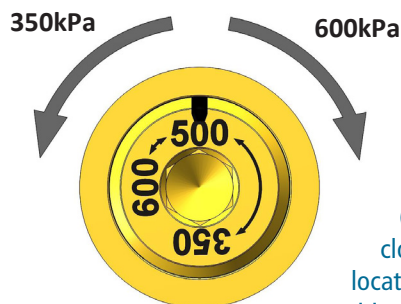
Valves must be installed in an accessible position to allow for service or repairs.

Valves must not be buried in the ground. Valves can be installed in a suitable approved box in the ground.

All valves must be installed as per directional arrows marked on the body.

Do not expose valves to naked flames or excessive heat as this may damage internal components.

Provided with the "TRI-SET" selectable pressure limiting valve are three coloured plastic clips which indicate the valve's pressure setting. The pre set valve comes with a white clip fitted to indicate that the valve is set to 500 kPa. The yellow clip provided should be fitted if the valve is set to 350kPa and the blue clip fitted if the valve is set to 600kPa.



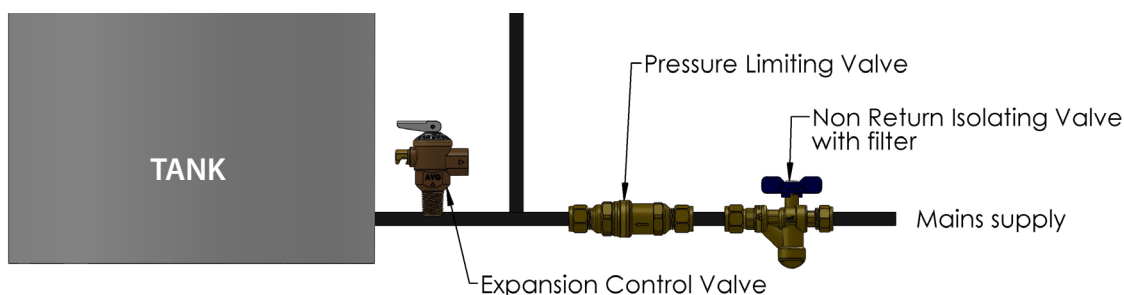
The "TRI-SET" selectable pressure limiting valve comes pre - set at 500 kPa.

By turning the Allen key provided the valve can be adjusted to 600kPa (clockwise) and 350kPa (anti-clockwise). The adjustment screw will locate onto a shoulder when in the correct position and the pressure setting can visually be determined by the alignment of the set position mark and the values on the adjustment screw.

DO NOT use excessive force when selecting pressure. When the required pressure has been selected, fit the appropriate coloured clip onto the valve.

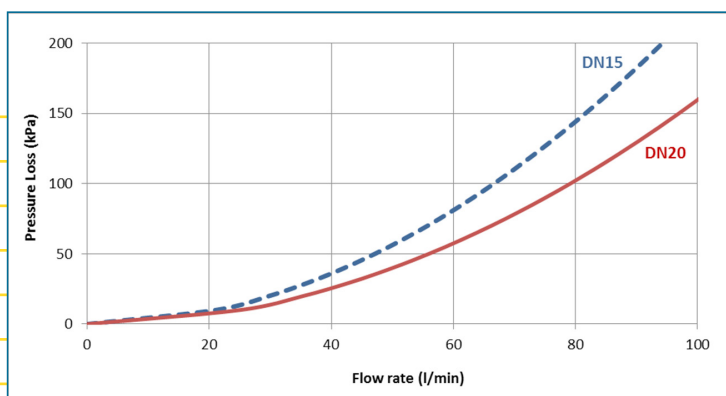
# TR-SET SELECTABLE PRESSURE LIMITING VALVE

## Typical Pressure Limiting Valve (PLV) Installation



### SPECIFICATIONS

Valve body	DR brass
Internal cartridge	DR brass
Valve seat	316 Stainless steel
Pressure spring	Stainless steel
" O " rings	EPDM
Max. Inlet Pressure	1800 kPa
Max. Operating Temp	80C
Selectable Pressure Settings	350 kPa, 500kPa and 600kPa. Supplied factory pre - set at 500kPa.
Approvals	AS 1357.2 WATERMARK LIC NO. 2639 Must be installed by a licensed Plumber as per the manufacturers instructions



## 2 YEAR WARRANTY

**NOTE: THE MANUFACTURE DATE IS STAMPED / MARKED ONTO THE VALVE**

Valves are factory set and cannot be field serviced.

The warranty is VOID if the valve has not been installed as per these instructions or the valve has been tampered with abused or installed in harsh water conditions.

All warranty claims must be accompanied with a written confirmation of the fault, the complete faulty valve, date of installation, installation address and installers detail before the warranty claim can be processed.

### FLOW RATE - Litres per minute (LPM)

	15MM	20MM
350 kPa	50 LPM	95 LPM
500 kPa	80 LPM	120 LPM
600 kPa	90 LPM	130 LPM

WHEN TESTED IN ACCORDANCE WITH AS1357.2

**DISCLAIMER:** Every care has been taken in the preparation of these instructions, which have been issued as a guide only. Compliance with the requirements of local Authorities is required at all times. These requirements may change from time to time. Always be aware of the local requirements. Subject to any statutory obligations and manufacturers warranties no liability can be accepted for any losses, consequential or otherwise which may arise or be said to have arisen from relying upon the contents of this installation instruction as to the fitness of any particular product for any particular purpose, use or application. The Australian Valve Group Pty Ltd reserves the right to modify designs and specifications and to withdraw and introduce products at any time without notice.



Australian Valve Group

Australian Valve Group Pty Ltd

Unit 2, 9-11 Noble St, Kewdale WA 6105

Fax: +61 (08) 9353 2689 1800 AVG AUS (284 287)

## INSTALLATION INSTRUCTIONS

## TRI-SET SELECTABLE PRESSURE LIMITING VALVE